

*Hong Kong Exchanges and Clearing Limited and The Stock Exchange of Hong Kong Limited take no responsibility for the contents of this announcement, make no representation as to its accuracy or completeness and expressly disclaim any liability whatsoever for any loss howsoever arising from or in reliance upon the whole or any part of the contents of this announcement.*



**CHINA SUNTIEN GREEN ENERGY CORPORATION LIMITED\***

**新天綠色能源股份有限公司**

*(a joint stock limited company incorporated in the People's Republic of China with limited liability)*

**(Stock Code: 00956)**

## **2012 INTERIM RESULTS ANNOUNCEMENT**

The board of directors of China Suntien Green Energy Corporation Limited (the “**Company**”) is pleased to announce the unaudited interim results of the Company and its subsidiaries for the six months ended 30 June 2012. The full text of 2012 interim report contained herein is in line with relevant requirements of the Rules Governing the Listing of Securities on The Stock Exchange of Hong Kong Limited in relation to information to accompany preliminary announcement of interim results. The 2012 interim report of the Company will be dispatched to the holders of H shares of the Company in early September 2012 and available for viewing on the websites of Hong Kong Exchanges and Clearing Limited at [www.hkexnews.hk](http://www.hkexnews.hk) and of the Company at [www.suntien.com](http://www.suntien.com).

\* *for identification purpose only*

# Contents

1.	Interim Results	3
2.	Financial Highlights and Major Operation Data	4
3.	Management Discussion and Analysis	6
4.	Corporate Governance Report	14
5.	Other Information	18
6.	Interim Condensed Consolidated Statement of Comprehensive Income	20
7.	Interim Condensed Consolidated Statement of Financial Position	21
8.	Interim Condensed Consolidated Statement of Changes in Equity	22
9.	Interim Condensed Consolidated Statement of Cash Flows	23
10.	Notes to Interim Condensed Consolidated Financial Statements	24
11.	Definitions	43
12.	Corporate Information	46

Any discrepancies that arise from the aggregate amounts indicated in any forms or texts herein are due to rounding.

## Interim Results

The Board of China Suntien Green Energy Corporation Limited hereby presents the unaudited interim financial results of the Group for the six months ended 30 June 2012 prepared in accordance with the International Financial Reporting Standards. The Audit Committee of the Board has also reviewed the 2012 interim results of the Group and its relevant financial information.

For the six months ended 30 June 2012, the Group recorded a consolidated operating revenue of approximately RMB1.842 billion, up 12.9% over the corresponding period of 2011; profit before tax of approximately RMB526 million, up 5.6% over the corresponding period of 2011; net profit attributable to the owners of the Company of approximately RMB361 million, up 6.0% over the corresponding period of 2011 and earnings per share of approximately RMB0.11. As at 30 June 2012, net asset per share of the Company (excluding the interests held by non-controlling equity holders) amounted to RMB1.66.

## Financial Highlights and Major Operation Data

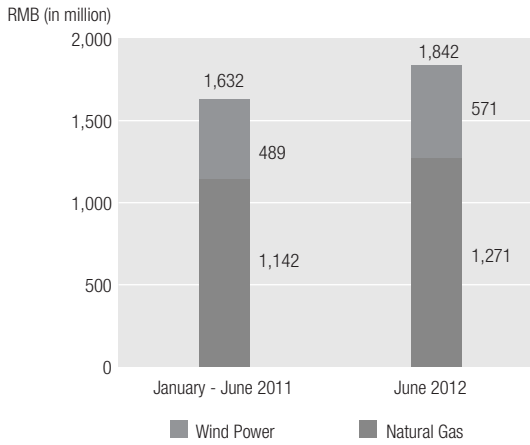
### FINANCIAL HIGHLIGHTS:

	For the six-month period ended 30 June	
	2012 RMB'000 (unaudited)	2011 RMB'000 (unaudited)
Revenue	<b>1,842,473</b>	1,631,775
Profit before tax	<b>525,879</b>	498,149
Income tax	<b>(36,018)</b>	(57,928)
Profit for the period	<b>489,861</b>	440,221
Attributable to:		
Owners of the Company	<b>360,581</b>	340,179
Non-controlling interests	<b>129,280</b>	100,042
Total comprehensive income for the period	<b>489,861</b>	440,221
Basic and diluted earnings per share (RMB cent)	<b>11.13</b>	10.50

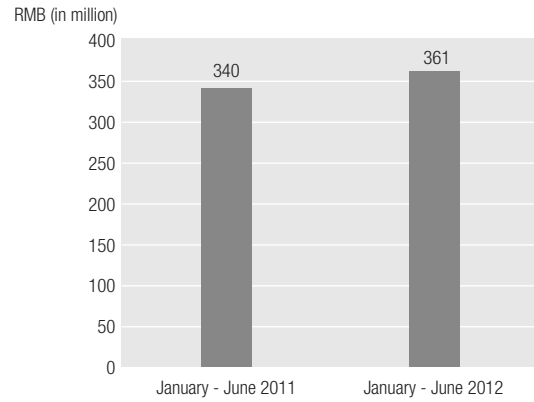
# Financial Highlights and Major Operation Data

## Major Operation Data

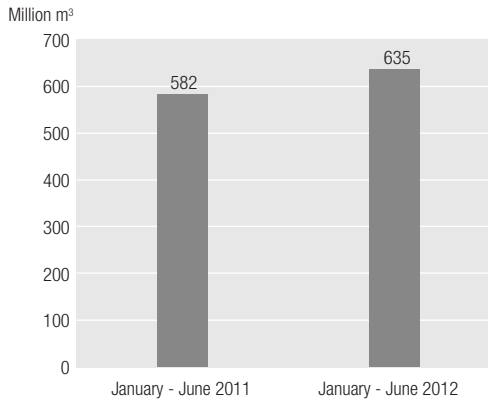
### Consolidated Revenue



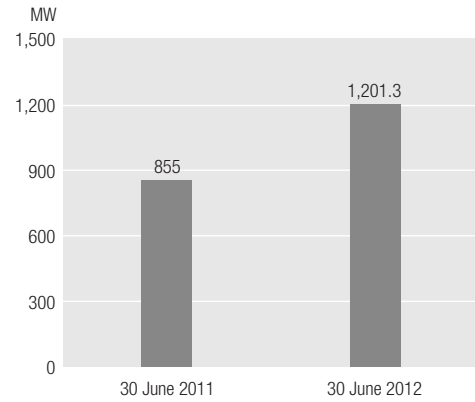
### Net Profits Attributable to Owners of the Company



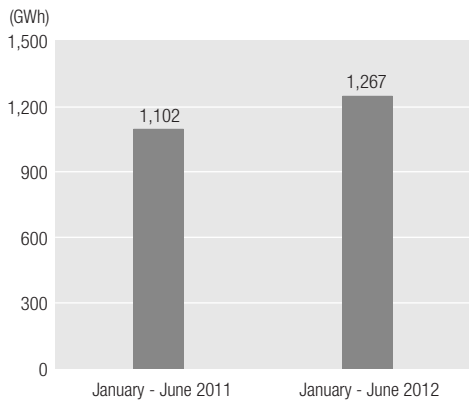
### Natural Gas Sales Volume



### Wind Power Consolidated Installed Capacity



### Consolidated Gross Power Generation



# Management Discussion and Analysis

## (1) NATURAL GAS BUSINESS

### BUSINESS REVIEW

#### 1. Steady growth in sales volume of natural gas

During the first half of 2012, the Group sold approximately 635 million cubic meters of natural gas, representing an increase of approximately 9.3% over the corresponding period last year. In particular, the volume of natural gas sold to wholesale customers by long-distance transmission pipeline, branch pipeline, city gas pipeline networks and natural gas distribution stations was approximately 365 million cubic meters, approximating to the figures of last year. The piped natural gas sold to retail customers was approximately 240 million cubic meters, representing an increase of approximately 27% over the corresponding period last year. The CNG sold by CNG primary filling stations was approximately 30 million cubic meters, representing an increase of approximately 25% over the corresponding period last year.

#### 2. Further expansion of city natural gas market

As at 30 June 2012, the Group owned long-distance natural gas transmission pipelines with a total length of more than 550 km and city pipeline network with a length of 370 km. With the exception of Zhangjiakou, Cangzhou and Langfang, the operating region of the Group covered the rest eight prefecture cities of Hebei Province. The city natural gas business of the Group expanded to 14 regional markets. In the first half of 2012, the Group entered into an agreement in relation to the investments in natural gas project with the Administration Committee of Qinhuangdao Lulong Industrial Park (秦皇島盧龍工業園) for the construction

of CNG stations and city pipeline network in the industrial zone. The Group also entered into a CNG utilization project cooperation framework agreement with Baoding Construction & Investment Company (保定市建設投資公司) with an intention to jointly invest in and construct the integrated utilization project of CNG primary filling stations and substations in Baoding area.

#### 3. Smooth progress in the development of pipeline network projects

In the first half of 2012, the Group's natural gas infrastructure management progressed smoothly. The Company participated in the investment of Shanxi coalbed methane introduction project, which has received preliminary project approval and progressed smoothly on various preliminary works, including obtaining supportive documents for planning, site selection and other matters, and completing the initial design of pipeline. The construction progress of Shahe Natural Gas Utilization Phase II and Chengde Natural Gas Utilization Phase I were well underway as expected. In particular, the Nanmen filling station and the CNG primary station of the Shahe Natural Gas Utilization Phase II had passed the acceptance inspection; for Chengde Natural Gas Utilization Phase I, a medium-pressure pipeline of 30 kilometers had been installed, one gas refilling station had commenced operation and the remaining two were under planning and land use formalities, while the construction of the sub-high pressure pipeline and high pressure pipeline progressed as scheduled.

At the same time, the two preliminary projects launched by the Group progressed as scheduled. In particular, the approvals for the joint project "pipeline network project (phase I)

## Management Discussion and Analysis

of ten counties in Central Hebei Province” with PetroChina Kunlun Gas Co., Ltd. (中石油昆仑燃气有限公司) and the Shahe LNG project by the relevant authorities have been obtained. A project department was established for the Shahe LNG project to conduct the formalities of sites area and certain preparation works before tender.

#### 4. **Actively promoting the development of gas resources co-operative projects**

As at June 2012, 50% of the overall construction of Tangshan LNG Project Phase I, in which the Company has 20% equity interest, had been completed.

### **MAJOR FINANCIAL INDICATORS OF NATURAL GAS BUSINESS**

#### 1. **Revenue**

During the Period, the Group achieved natural gas sales revenue of RMB1.271 billion, representing an increase of 12.22% over the corresponding period last year. This was mainly due to the increase in natural gas sales volume during the Period. In particular, wholesale piped natural gas business achieved sales revenue of RMB649 million, representing 51.06% of the Group’s sales revenue from natural gas; retail business, such as city natural gas, recorded sales revenue of RMB530 million, representing 41.70% of the Group’s sales revenue from natural gas. CNG business recorded sales revenue of RMB65 million, representing 5.11% of the Group’s sales revenue from natural gas. Other income was RMB27 million, representing 2.13% of the Group’s sales revenue from natural gas.

#### 2. **Operating cost**

During the Period, the operating cost (including cost of sales, selling and distribution cost, administrative expenses and other expenses) of the Group’s natural gas business was RMB1.036 billion, representing an increase of approximately 10.3% over the corresponding period last year. This was mainly due to the increase in the volume of natural gas purchased during the Period.

#### 3. **Operating profit**

During the Period, the operating profit of the natural gas business was approximately RMB237 million, representing an increase of approximately 16.0% over the corresponding period last year. The increase was mainly due to the higher gas sales volume. Gross profit margin was approximately 21.2%, representing a 1.0 percentage point increase from 20.2% of the corresponding period last year. This was mainly due to the increase in the proportion of retail sales, resulting in a raise of the overall profit margin.

# Management Discussion and Analysis

## (2) WIND POWER BUSINESS

### BUSINESS REVIEW

#### 1. Sustaining growth in power generation

In the first half of 2012, the consolidated installed capacity of the wind farms of the Group was 1,201.3MW, representing an increase of 347.3MW from 855MW over the corresponding period last year, and total consolidated power generation volume of the Group was 1.267 billion kWh, representing an increase of 14.97% over the corresponding period last year. Besides, the Group continuously enhanced its production safety and optimized the operation of equipment and maintenance management to achieve sound and safe production.

In the first half of 2012, the average utilization hours of the wind farms of the Group was 1,256 hours, representing a decrease of approximately 32 hours over the corresponding period last year due to the decline of the wind regimes. The operation and maintenance of equipment of wind farms was improved, driving the average availability factor of wind farms to 97.73%, representing an increase of 1.03 percentage points over the corresponding period last year

#### 2. Strengthen the construction of wind power project

The Group continuously sticks to concept of refinement, highly emphasizes on preliminary design and enhances the construction process management and safety management. It promotes enhancement of quality management and secures the stable and efficient operation of constructed wind farms with the concept of “strive for excellence”.

As at 30 June 2012, there were six wind power projects under construction and planning of the Group with capacity under construction of 445.5MW.

#### 3. Speed up wind power project development and expanded resource reserves

In the first half of 2012, the Group actively advanced the preliminary development of wind power projects. It had one new onshore Preliminary Approved Project with a total capacity of 200MW and one onshore Approved Wind Power Project with a total capacity of 200MW. As at 30 June 2012, the capacity of our onshore wind power projects under preliminary approval for project establishment and approval stages amounted to 2,389.6MW.

The follow-up preliminary work of the Group's 300MW offshore wind farm at Puti Island, Laoting, Tangshan had achieve substantive progress since obtaining the preliminary approval for project establishment, and basically completed the preparation of the special reports needed for granting approval.

In the first half of 2012, the Group had newly added reserved capacity of 1,650MW. As at 30 June 2012, the reserved capacity of the Group reached 17,949.7MW. Our areas of development located in 15 provinces and municipalities, including Hebei, Inner Mongolia Autonomous Region, Heilongjiang, Shanxi, Henan, Shandong, Xinjiang, Yunnan, Guizhou, Guangxi, Anhui, Chongqing, Hubei, Jiangxi and Shaanxi.



## Management Discussion and Analysis

### 4. Strengthened the development of CDM

In the first half of 2012, the Group made new progress in the development of CDM projects. four CDM projects in Yu County Chashan, Yu County Yongshengzhuang, Laiyuan County Huanghualiang and Laiyuan County Dongtuanbao were successfully registered, which increased the total number of the Group's CDM projects to 21 and the total capacity of registered projects to 1,250.8MW.

In the first half of 2012, our carbon emission reductions income totaled RMB68.06 million, representing an increase of RMB19.93 million over the corresponding period last year.

## MAJOR FINANCIAL INDICATORS OF THE WIND POWER BUSINESS

### 1. Revenue

During the Period, the Group achieved wind power sales revenue of RMB571 million, representing an increase of 16.8% over the corresponding period last year. The increase was mainly due to the increase in installed capacity of wind farms and the increase in the volume of net power delivered to grid.

### 2. Operating cost

During the Period, the operating cost (including cost of sales, selling and distribution cost, administrative expenses and other expenses) of the Group's wind power business was RMB246 million, representing an increase of 35.5% over the corresponding period last year. This was mainly due to the addition of new operating wind farm projects during the Period. With the increase in power generation volume, the operating cost increased correspondingly.

### 3. Operating profit

During the Period, the operating profit of the Group's wind power business was RMB397 million, representing an increase of 9.3% over the corresponding period last year. The increase was mainly due to the increase in operating capacity and power generation volume. The gross profit margin of wind power business was 63.3%, representing a decrease of 4.0 percentage points over the corresponding period last year. This was mainly due to the decrease in the utilization hours, which then led to the increase in unit fixed costs, further resulting in the decrease in gross profit margin.

## Management Discussion and Analysis

### (3) ANALYSIS OF CONSOLIDATED OPERATING RESULTS

During the Period, the Group recorded net profit RMB490 million, representing an increase of 11.3% over the corresponding period last year; net profit attributable to owners of the Company was RMB361 million, representing an increase of 6.0% over the corresponding period last year.

#### Revenue

During the Period, the Group recorded consolidated revenue of RMB1.842 billion, representing an

increase of 12.9% over the corresponding period last year, among which:

1. natural gas business recorded sales income of RMB1.271 billion, representing an increase of 11.3% over the corresponding period last year. This was mainly attributable to the increase in natural gas sales volume during the Period.
2. wind power business achieved sales income of RMB571 million, representing an increase of 16.8% over the corresponding period last year. This was mainly due to the increase in the operating capacity of our wind farms and the volume of net power delivered to grid.

	For the six months ended 30 June		Percentage change (%)
	2012 (RMB'000) (unaudited)	2011 (RMB'000) (unaudited)	
Natural gas	<b>1,271,077</b>	1,142,396	11.3
Wind power	<b>571,396</b>	489,379	16.8
Total	<b>1,842,473</b>	1,631,775	12.9

## Management Discussion and Analysis

### Other income and net gains

During the Period, the Group recorded other income and net gains of RMB81 million, representing an increase of 29.5% over the corresponding period last year. This was mainly due to an increase in the number of registered CDM projects under the wind power business comparing to the corresponding period last year, resulting in the increase in CERs accordingly.

### Operating costs

During the Period, the Group's operating cost, including cost of sales, selling and distribution cost, administrative expenses and other expenses aggregated to RMB1.298 billion, representing an increase of 14.1% over the corresponding period last year. This was mainly due to the increase in the volume of natural gas purchased and increase in wind power operating capacity. Among others:

- 1) cost of sales was RMB1.211 billion, representing an increase of 13.0% over the corresponding period last year. This was mainly due to the increase in cost of sales resulting from the increase in wind power operating capacity, and the increase in cost of purchase resulting from the growth in volume of gas sold from natural gas business.
- 2) administrative expenses was RMB80 million, representing an increase of 30.8% over the corresponding period last year. This was mainly due to the corresponding increase in staff costs and management costs as a result of the Group's production expansion.

- 3) other expenses were RMB7 million, representing an increase of RMB2 million over the corresponding period last year. This was mainly due to the exchange losses on the foreign currency revenue from CO<sub>2</sub> emission reduction of our wind power business as a result of exchange rate fluctuations.

### Finance cost

During the Period, the Group's finance cost was RMB155 million, representing an increase of 42.2% from RMB109 million over the corresponding period last year. This was mainly due to the combined effect of factors such as the interest expenses capitalized for the newly operated projects were all recognized as current finance cost and bank and other borrowings of the Group and the interest rates increased.

### Share of profit of affiliates

During the Period, the Group's share of profit of our affiliates was RMB55 million, representing an increase of RMB4 million from RMB51 million over the corresponding period last year. This was mainly due to the profit increased in our affiliates.

### Income tax expense

During the Period, the Group's net income tax expense was RMB36 million, representing a decrease of 37.8% from RMB58 million over the corresponding period last year. This was mainly due to the increase in wind power projects of the wind power business sector enjoying the "three-year full exemption plus three-year 50% exemption" preferential policies of corporate income tax which led to a lower income tax over the corresponding period last year.

## Management Discussion and Analysis

### Net profit

During the Period, the Group recorded a net profit of RMB490 million. Net profit attributable to owners of the Company was RMB361 million, representing an increase of 6.0% over the corresponding period last year. Basic earnings per share attributable to owners of the Company were RMB0.11.

### Interest-bearing bank and other borrowings

As at 30 June 2012, the Group's long-term and short-term borrowings totaled RMB7.125 billion, representing an increase of RMB375 million as compared with RMB 6.751 billion as at 31 December 2011. Among the total borrowings, the short-term borrowings (including current portion of long-term borrowings) aggregated to RMB657 million and long-term borrowings amounted to RMB6.468 billion. In particular, the Company raised fund of RMB2 billion through issue of corporate bonds on 23 November 2011.

The corporate bonds include two products amounting to RMB1 billion each, namely 6-Year and 7-Year products, which are repayable on 18 November 2017 and 2018, respectively, and their applicable interest rates are 5.3% and 5.4% per annum, respectively. The Company has an option to adjust interest rates whereas the holders of the corporate bonds have an option to sell their bonds back to the Company at the face value at the end of the third and fifth years, respectively.

### Liquidity and capital resources

As at 30 June 2012, the Group's net current assets was RMB347 million. The net cash and cash equivalents increased by RMB126 million as compared with 31 December 2011. The Group has banking facilities of RMB12.88 billion granted by various domestic banks, of which RMB6.98 billion was utilized.

### Net gearing ratio

As at 30 June 2012, the net gearing ratio of the Group was 53.7%, representing a decrease of 0.3 percentage points from 54.0% as at 31 December 2011.

### Foreign exchange risk

Most of the Group's income is in RMB. However, CERs income of our wind power business is settled in foreign currencies. Hence, fluctuations in exchange rate would cause exchange losses or gains in the Group's foreign currency business. The Group will keep track of changes in exchange rates, strictly control the settlement and use of foreign exchange and seriously control foreign exchange risks.

### Capital expenditures

During the Period, capital expenditures mainly include the construction costs for new wind power projects, natural gas pipelines and additions to property, plant and equipment and prepayment for leased land. Capital resources mainly include self-owned fund, bank borrowings and cash flow from the Group's operating activities. During the Period, the Group's capital expenditures were RMB538 million, representing a decrease of 57.8% from RMB1.275 billion over the corresponding period last year. Segment information of capital expenditures is as follows:

## Management Discussion and Analysis

### Capital expenditures

	For the six months ended 30 June		Percentage change (%)
	2012 (RMB'000) (unaudited)	2011 (RMB'000) (unaudited)	
Natural gas	63,441	150,650	(57.9)
Wind power	474,392	1,123,932	(57.8)
Unallocated capital expenditures	69	–	
<b>Total</b>	<b>537,902</b>	<b>1,274,582</b>	<b>(57.8)</b>

#### Material investments

The Group had no material investments during the Period.

- (2) Rapidly pursue marketing activities in the areas along the Gaoyi-Qinghe Pipeline, build the Gaoyi-Qinghe Pipeline into a new point for profit growth of the Company and give full play of its economic and social benefits in central and southern regions of Hebei Province.

#### Material acquisitions and disposals

The Group had no material acquisitions and disposals during the Period.

- (3) Actively commence the marketing of our natural gas in East Hebei Province, commence the construction of city pipeline network and focus on exploring the actual consumer market to ensure that there will be a gas consumption market of certain scale upon the commencement of operation.

#### Charge on assets of the Group

During the Period, the Group had no charge on its assets.

#### Contingent liabilities

During the Period, the Group had no contingent liabilities.

- (4) Strengthen the management of operation and maintenance of wind farms, secure a safe and stable operation of wind farm equipment and maintain a relatively high availability factor and average utilization hours.

### (4) WORKING PLAN FOR THE SECOND HALF OF 2011:

#### The working plan for the second half of 2012

- (1) Actively promote the market development of natural gas and make an effort in coordinating gas supply so as to achieve the continuing growth in annual natural gas sales volume and sales income.

- (5) Strengthen the connection between wind power development projects and grid planning, properly arrange the development sequence of preliminary work, accelerate the approval procedure and construction and achieve the annual goal of the Company of building the installed capacity of 250MW.

# Corporate Governance Report

The Company has always been committed to improving its corporate governance and considered good corporate governance an indispensable part in creating value for shareholders. The Company has established a modern and balanced corporate governance structure which comprises a number of independently operated bodies including shareholders meeting, the Board, the board of supervisors and senior management in accordance with the PRC Company Law, the Mandatory Provisions for the Articles of Association of Companies Listed Overseas and the Corporate Governance Code (or Code on Corporate Governance Practices during the period from 1 January 2012 to 31 March 2012) as set out in the Listing Rules.

## COMPLIANCE WITH THE CG CODE

According to the Consultation Conclusions on Review of the Corporate Governance Code and Associated Listing Rules published by the Hong Kong Stock Exchange on 28 October 2011, amendments were made by the Hong Kong Stock Exchange to the provisions of Code on Corporate Governance Practices and related listing rules. Most amendments have been effective since 1 April 2012.

The Company has applied the principles and complied with all code provisions and, where applicable, certain recommended best practices of the Code on Corporate Governance Practices during the period from 1 January 2012 to 31 March 2012 and the Corporate Governance Code during the period from 1 April 2012 to 30 June 2012 as set out in Appendix 14 to the Listing Rules.

## COMPLIANCE WITH MODEL CODE FOR SECURITIES TRANSACTIONS BY DIRECTORS AND SUPERVISORS

The Company has adopted the Model Code for Securities Transactions by Directors of Listed Companies set out in Appendix 10 to the Listing Rules as the code of conduct regarding securities transactions by all Directors and supervisors of the Company. After making specific enquiries to all of the Directors and supervisors of the Company, all Directors and supervisors confirmed that during the Period, they had fully complied with the Model Code for Securities Transactions by Directors of Listed Companies.

Directors will review the corporate governance and the operation of the Company from time to time in order to comply with the related requirements of the Listing Rules and protect the interests of the shareholders.

## INTERNAL CONTROL

The Company has attached prime importance to internal control and formulated a sound and healthy internal control system.

The Company's internal control system mainly includes the "Rules and Procedures of the Board Meeting" (董事會工作規程), "Terms of Reference of Audit Committee" (審計委員會工作細則), "Terms of Reference of Nomination Committee" (提名委員會工作細則), "Terms of Reference of Remuneration and Appraisal Committee" (薪酬與考核委員會工作細則), "Terms of Reference of Strategic and Investment Committee" (戰略與投資委員會工作細則), "Manual for Management with Authorization" (授權管理手冊), "Measures for the Administration of Material Information Disclosure" (重大信息披露管理辦法), "Measures for the Administration of Connected Transactions" (關連交易管理辦法), "Risk Management System" (風險管理制度), "Internal Audit Regulations" (內部審計條例), "Measures for the Management of Employee" (員工管理辦法), "Measures for Confidential Files" (檔案

保密辦法) and “Emergency Management System” (突發事件應急管理制度). The Board has assessed the internal control system of the Group, and considers that the internal control system of the Group is effective.

### **INDEPENDENT NON-EXECUTIVE DIRECTORS**

The Company has appointed a sufficient number of independent non-executive Directors with appropriate professional qualifications, or appropriate accounting or related financial management expertise in accordance with the requirements of the latest amended Listing Rules. The Company appointed a total of four independent non-executive Directors, including Mr. Qin Hai Yan, Mr. Ding Jun, Mr. Wang Xiang Jun and Mr. Yue Man Yiu Matthew.

### **AUDIT COMMITTEE**

The Company has established the Audit Committee in accordance with the requirements of the Listing Rules. The Audit Committee is a special unit subordinated to the Board mainly responsible for assisting the Board to independently review the financial status, internal control and the implementation and results of risk management system in the Company, for issuing the proposal for internal management, and for independently communicating, supervising and verifying with the internal audit department and external audit institutions as well as other duties as required by the CG Code and Terms of Reference of the Audit Committee.

The Audit Committee consists of three Directors: Mr. Wang Xiang Jun (independent non-executive Director), Mr. Xiao Gang (non-executive Director) and Mr. Yue Man Yiu Matthew (independent non-executive Director). Mr. Wang Xiang Jun serves as the chairman of the Audit Committee.

During the Period, the major responsibilities of the Audit Committee was to review and supervise the implementation of the Company’s internal control system and review the results report of the Company. The Audit Committee has reviewed and confirmed the announcement of 2012 interim results of the Group for the six-month period ended 30 June 2012 and the 2012 interim report.

### **REMUNERATION AND APPRAISAL COMMITTEE**

The Remuneration and Appraisal Committee is a special unit subordinated to the Board, responsible for reviewing and formulating the assessments standards for the Company’s Directors and senior management, conducting assessments and make recommendations; the committee is also responsible for reviewing and formulating the remuneration policy and structure, compensation and performance assessment scheme and reward and penalty for the Directors and management and making recommendations to the Board. The committee is also responsible for other duties as required by the CG Code and Terms of Reference of the Remuneration and Appraisal Committee. The Board will assess the performance of the committee on a regular basis.

The Remuneration and Appraisal Committee consists of three Directors in which a majority of the members are independent non-executive Directors: Dr. Li Lian Ping (non-executive Director), Mr. Qin Hai Yan (independent non-executive Director) and Mr. Ding Jun (independent non-executive Director). In order to comply with the requirement of the latest amended Listing Rules that the chairman of the Remuneration and Appraisal Committee shall be an independent non-executive Director, Dr. Li Lian Ping resigned as the chairman of the Remuneration and Appraisal Committee of the Company on 30 March 2012. Mr. Qin Hai Yan was appointed as the chairman of the Remuneration and Appraisal Committee on the same day. During the Period, the Remuneration and Appraisal Committee acted as the role of advisor to the Board. The

## Corporate Governance Report

remuneration plan proposed regarding the Directors of the Company shall be agreed by the Board and presented at the shareholders' meeting for approval before execution; the remuneration distribution plan of senior management of the Company shall be submitted to the Board for approval.

### **NOMINATION COMMITTEE**

The Nomination Committee is a special unit subordinated to the Board and mainly responsible for reviewing and determining the standards, procedures and methods of selecting Directors and senior management of the Company, assessing the candidates for Directors, president and other senior management and advising the Board on the appointment, re-appointment of Directors and succession of Directors (especially chairman and president). The committee is also responsible for other duties as required by the CG Code and Terms of Reference of Nomination Committee.

The Nomination Committee consists of five Directors in which a majority of the members are independent non-executive Directors: Dr. Li Lian Ping (non-executive Director), Mr. Zhao Hui Ning (non-executive Director), Mr. Qin Hai Yan (independent non-executive Director), Mr. Ding Jun (independent non-executive Director) and Mr. Yue Man Yiu Matthew (independent non-executive Director). Among others, Mr. Qin Hai Yan and Mr. Yue Man Yiu Matthew served as the member of the Nomination Committee since 30 March 2012. Dr. Li Lian Ping is the chairman of the Nomination Committee at present.

### **STRATEGIC AND INVESTMENT COMMITTEE**

The Strategic and Investment Committee is a special unit subordinated to the Board and is accountable to the Board. The committee is mainly responsible for conducting research on the long term development strategy of the Company and advising on major investment decisions, supervising and inspecting the execution of annual operation plan and investment proposal under the authorization of the Board as well as other duties as required by Terms of Reference of the Strategic and Investment Committee.

The Strategic and Investment Committee of the Company consists of three Directors: Dr. Li Lian Ping, Mr. Zhao Hui Ning and Dr. Cao Xin. Among others, Dr. Li Lian Ping is the chairman of the Strategic and Investment Committee.

### **DIRECTORS' DUTIES**

Directors should take an active interest in the Company's affairs and obtain a general understanding of its business and follow up with any irregularity that comes to their attention. During the Period, the Company delivered the monthly statements on production and operation to the Directors on a monthly basis and required review by and collected feedback from Directors so as to ensure the Directors have spent sufficient time to perform relevant directors' duties.



### **ATTENDANCE OF MEETINGS**

During the Period, one Board meeting, one Audit Committee meeting and one annual general meeting were held. All the Directors of the Company have attended both the Board meeting and Audit Committee meeting. Besides, the chairman of each Board committee participated in the annual general meeting as representatives.

### **CONTACT PERSON FOR THE EXTERNAL JOINT COMPANY SECRETARY**

During the Period, the main contact person of the Company for Ms. Lam Yuen Ling, Eva, the external joint company secretary, is Mr. Zhao Hui, the internal joint company secretary. Mr. Zhao Hui has reported to the chairman of the Board in respect of the material matters.

### **ARTICLES OF ASSOCIATION**

During the Period, there has been no significant change in the constitutional documents of the Company.

## Other Information

### SHARE CAPITAL

As at 30 June 2012, the total number of share of the Company was 3,238,435,000, comprising of 1,876,156,000 domestic shares and 1,362,279,000 H shares. There has been no change in the share capital of the Company during the Period.

### INTERIM DIVIDEND

The Board has not made any recommendation on the distribution of an interim dividend for the six-month period ended 30 June 2012.

### PURCHASE, SALE OR REDEMPTION OF THE COMPANY'S LISTED SECURITIES

Neither the Company nor any of its subsidiaries purchased, sold or redeemed any of the Company's listed securities during the six months ended 30 June 2012.

### INTERESTS AND SHORT POSITIONS OF THE DIRECTORS, SUPERVISORS AND SENIOR MANAGEMENT IN THE SHARES, UNDERLYING SHARES AND DEBENTURES

As at 30 June 2012, none of the Directors, supervisors or senior management of the Company had any interests

or short positions in the shares, underlying shares or debentures of the Company or any of its associated corporations (within the meaning of Part XV of the SFO) which would have to be notified to the Company and the Hong Kong Stock Exchange pursuant to Divisions 7 and 8 of Part XV of the SFO (including interests or short positions which they were taken or deemed to have under such provisions of the SFO), or which were required, pursuant to Section 352 of the SFO, to be recorded in the register referred to therein, or which were required to be notified to the Company and the Hong Kong Stock Exchange pursuant to the Model Code for Securities Transactions by Directors of Listed Issuers.

### SUBSTANTIAL SHAREHOLDERS' INTERESTS IN SHARES

As at 30 June 2012, to the best knowledge of the Directors, the following persons (other than the Directors, senior management or supervisors of the Company) had interests or short positions in the shares or underlying shares of the Company which would fall to be disclosed to the Company pursuant to Divisions 2 and 3 of Part XV of the SFO:

Name of Shareholder	Class of Share	Capacity	Number of Shares Held	Percentage in the Relevant Class of Share Capital	Percentage in the Total Share Capital
HECIC	Domestic shares	Interests of beneficial owner and controlled company	1,876,156,000 (Long Position)	100%	57.93%
The PRC National Council for Social Security Fund	H shares	Beneficial owner	107,690,000 (Long Position)	7.91%	3.33%
FMR LLC	H shares	Investment manager	109,139,500 (Long Position)	8.01%	3.37%
Government of Singapore Investment Corporation Pte Ltd	H shares	Investment manager	68,333,000 (Long Position)	5.02%	2.11%

### **EMPLOYEES**

As at 30 June 2012, the Group had a total of 1,067 employees. The staff remuneration of the Group comprises basic salary and bonus payment. The bonus payment was determined pursuant to the results of the Group and the performance assessment.

### **MATERIAL LITIGATION**

As at 30 June 2012, the Group was not involved in any material litigation or arbitration. So far as the Directors are aware, no material litigation or claims are pending or threatened against the Group.

# Interim Condensed Consolidated Statement of Comprehensive Income

For the six-month period ended 30 June 2012

	Notes	Six-month period ended 30 June	
		2012 RMB'000 (Unaudited)	2011 RMB'000 (Unaudited)
<b>REVENUE</b>	4	<b>1,842,473</b>	1,631,775
Cost of sales	5	<b>(1,210,519)</b>	(1,071,183)
Gross profit		<b>631,954</b>	560,592
Other income and gains, net	4	<b>80,799</b>	62,385
Selling and distribution costs		<b>(98)</b>	(565)
Administrative expenses		<b>(79,791)</b>	(60,993)
Other expenses		<b>(7,451)</b>	(4,741)
<b>PROFIT FROM OPERATIONS</b>		<b>625,413</b>	556,678
Finance costs	6	<b>(155,018)</b>	(109,029)
Share of profits of associates		<b>55,484</b>	50,500
<b>PROFIT BEFORE TAX</b>	5	<b>525,879</b>	498,149
Income tax expense	7	<b>(36,018)</b>	(57,928)
<b>PROFIT FOR THE PERIOD</b>		<b>489,861</b>	440,221
Other comprehensive income		<b>–</b>	–
<b>TOTAL COMPREHENSIVE INCOME FOR THE PERIOD</b>		<b>489,861</b>	440,221
Total comprehensive income for the period attributable to:			
Owners of the Company		<b>360,581</b>	340,179
Non-controlling interests		<b>129,280</b>	100,042
		<b>489,861</b>	440,221
<b>EARNINGS PER SHARE ATTRIBUTABLE TO ORDINARY EQUITY HOLDERS OF THE COMPANY:</b>			
Basic (RMB)	9	<b>11.13 cents</b>	10.50 cents
Diluted (RMB)	9	<b>11.13 cents</b>	10.50 cents

# Interim Condensed Consolidated Statement of Financial Position

30 June 2012

	Notes	30 June 2012 RMB'000 (Unaudited)	31 December 2011 RMB'000 (Audited)
<b>NON-CURRENT ASSETS</b>			
Property, plant and equipment	10	8,094,147	7,713,222
Prepaid land lease payments		141,696	113,115
Goodwill		9,215	9,215
Intangible assets		2,389,048	2,449,122
Investments in associates		438,655	383,172
Held-to-maturity investments		5,000	5,000
Available-for-sale investments		3,400	3,400
Deferred tax assets		844	93
Prepayments and other receivables	11	1,350,090	1,420,307
Total non-current assets		12,432,095	12,096,646
<b>CURRENT ASSETS</b>			
Prepaid land lease payments		4,063	3,437
Inventories		29,259	24,685
Trade and bills receivables	12	637,482	396,445
Prepayments, deposits and other receivables	11	357,416	290,167
Available-for-sale investments		80,000	328,190
Pledged deposits	13	64	64
Cash and cash equivalents	13	1,045,921	919,502
Total current assets		2,154,205	1,962,490
<b>CURRENT LIABILITIES</b>			
Trade payables	14	119,522	125,325
Other payables and accruals	15	1,027,741	1,048,133
Interest-bearing bank and other borrowings		657,459	636,075
Tax payable		2,688	14,159
Total current liabilities		1,807,410	1,823,692
<b>NET CURRENT ASSETS</b>		<b>346,795</b>	<b>138,798</b>
<b>TOTAL ASSETS LESS CURRENT LIABILITIES</b>		<b>12,778,890</b>	<b>12,235,444</b>
<b>NON-CURRENT LIABILITIES</b>			
Interest-bearing bank and other borrowings		6,467,976	6,114,499
Other payables and accruals	15	42,871	25,970
Total non-current liabilities		6,510,847	6,140,469
Net assets		6,268,043	6,094,975
<b>EQUITY</b>			
<b>Equity attributable to owners of the Company</b>			
Issued share capital		3,238,435	3,238,435
Reserves		2,140,102	1,779,521
Proposed dividends	8	–	187,829
<b>Non-controlling interests</b>		<b>5,378,537</b>	<b>5,205,785</b>
		<b>889,506</b>	<b>889,190</b>
Total equity		6,268,043	6,094,975

# Interim Condensed Consolidated Statement of Changes in Equity

For the six-month period ended 30 June 2012

	Attributable to owners of the Company							Non-controlling interests	Total equity
	Issued share capital	Capital reserve	Reserve funds	Retained profits	Proposed dividends	Total			
	RMB'000	RMB'000	RMB'000	RMB'000	RMB'000	RMB'000			
As at 1 January 2012 (audited)	<b>3,238,435</b>	<b>1,378,106*</b>	<b>40,413*</b>	<b>361,002*</b>	<b>187,829</b>	<b>5,205,785</b>	<b>889,190</b>	<b>6,094,975</b>	
Total comprehensive income for the period (unaudited)	-	-	-	<b>360,581</b>	-	<b>360,581</b>	<b>129,280</b>	<b>489,861</b>	
Final 2011 dividend declared (note 8(b)) (unaudited)	-	-	-	-	<b>(187,829)</b>	<b>(187,829)</b>	-	<b>(187,829)</b>	
Dividends declared to non-controlling shareholders (unaudited)	-	-	-	-	-	-	<b>(135,864)</b>	<b>(135,864)</b>	
Cash contributions by non-controlling shareholders (unaudited)	-	-	-	-	-	-	<b>6,900</b>	<b>6,900</b>	
As at 30 June 2012 (unaudited)	<b>3,238,435</b>	<b>1,378,106*</b>	<b>40,413*</b>	<b>721,583*</b>	-	<b>5,378,537</b>	<b>889,506</b>	<b>6,268,043</b>	
As at 1 January 2011 (audited)	3,238,435	1,373,791	15,413	124,923	58,170	4,810,732	627,857	5,438,589	
Total comprehensive income for the period (unaudited)	-	-	-	340,179	-	340,179	100,042	440,221	
Special Dividend declared (note 8(a)) (unaudited)	-	-	-	-	(41,978)	(41,978)	-	(41,978)	
Final 2010 dividend declared (note 8(b)) (unaudited)	-	-	-	-	(16,192)	(16,192)	-	(16,192)	
Dividends declared to non-controlling shareholders (unaudited)	-	-	-	-	-	-	(74,391)	(74,391)	
Cash contributions by non-controlling shareholders (unaudited)	-	-	-	-	-	-	139,000	139,000	
Acquisition of non-controlling interests (unaudited)	-	-	-	(1,603)	-	(1,603)	(45,083)	(46,686)	
As at 30 June 2011 (unaudited)	3,238,435	1,373,791	15,413	463,499	-	5,091,138	747,425	5,838,563	

\* These reserve accounts comprise the consolidated reserves of RMB2,140,102,000 (31 December 2011: RMB1,779,521,000) in the interim condensed consolidated statement of financial position as at 30 June 2012.

# Interim Condensed Consolidated Statement of Cash Flows

For the six-month period ended 30 June 2012

	Six-month period ended 30 June	
	2012 RMB'000 (Unaudited)	2011 RMB'000 (Unaudited)
<b>NET CASH FLOWS FROM OPERATING ACTIVITIES</b>	<b>544,706</b>	486,320
<b>NET CASH FLOWS USED IN INVESTING ACTIVITIES</b>	<b>(112,049)</b>	(1,398,150)
<b>NET CASH FLOWS FROM/(USED IN) FINANCING ACTIVITIES</b>	<b>(105,455)</b>	184,316
<b>NET INCREASE/(DECREASE) IN CASH AND CASH EQUIVALENTS</b>	<b>327,202</b>	(727,514)
Cash and cash equivalents at beginning of period	<b>719,502</b>	2,474,907
Effect of exchange rate changes on cash and cash equivalents	<b>(783)</b>	(9,129)
<b>CASH AND CASH EQUIVALENTS AT END OF PERIOD</b>	<b>1,045,921</b>	1,738,264

# Notes to the Interim Condensed Consolidated Financial Statements

30 June 2012

## 1. CORPORATE INFORMATION

China Suntien Green Energy Corporation Limited (the “Company”) was established as a joint stock company with limited liability on 9 February 2010 in the People’s Republic of China (the “PRC”, or Mainland China) as part of the reorganisation (the “Reorganisation”) of Hebei Construction & Investment Group Co., Ltd. (河北建投投資集團有限責任公司, “HECIC”, a state-owned enterprise in the PRC) in preparation for the listing of the shares of the Company on the main board of the Stock Exchange of Hong Kong Ltd. (the “Listing”). HECIC was the holding company of the subsidiaries now comprising the Group prior to the Reorganisation.

The Company’s H shares were issued and listed on the main board of the Stock Exchange of Hong Kong Ltd. (the “Hong Kong Stock Exchange”) in the last quarter of 2010.

The registered office of the Company is located at 9th Floor Block A, Yuyuan Plaza, No. 9 Yuhua West Road, Shijiazhuang, Hebei Province, the PRC.

The Company and its subsidiaries (hereinafter collectively referred to as the “Group”) are principally engaged in the investment, development, management and operation of wind power generation, sale of natural gas and gas appliances, and connection and construction of natural gas pipelines.

In the opinion of the directors of the Company (the “Directors”), HECIC is the ultimate holding company of the Company.

## 2. BASIS OF PREPARATION AND ACCOUNTING POLICIES

### 2.1 Basis of preparation

The interim condensed consolidated financial statements for the six-month period ended 30 June 2012 have been prepared in accordance with International Accounting Standard (“IAS”) 34 *Interim Financial Reporting* and the disclosure requirements of the Rules Governing the Listing of Securities on the Hong Kong Stock Exchange.

The interim condensed consolidated financial statements do not include all the information and disclosures required in the annual financial statements, and should be read in conjunction with the Group’s annual financial statements for the year ended 31 December 2011.

The interim condensed consolidated financial statements are presented in Renminbi (“RMB”) and all values are rounded to the nearest thousand, except when otherwise indicated.

### 2.2 Impact of amended International Financial Reporting Standards

The accounting policies adopted in the preparation of the interim condensed consolidated financial statements are consistent with those used in the preparation of the Group’s annual financial statements for the year ended 31 December 2011, except for the adoption of the revised International Financial Reporting Standards (“IFRSs”) as of 1 January 2012, noted below:

#### **IAS 12 – Deferred Tax: Recovery of Underlying Assets (Amendment)**

This amendment to IAS 12 includes a rebuttable presumption that the carrying amount of investment property measured using the fair value model in IAS 40 will be recovered through sale and, accordingly, that any related deferred tax should be measured on a sale basis. The presumption is rebutted if the investment property is depreciable and it is held within a business model whose objective is to consume substantially all of the economic benefits in the investment property over time, rather than through sale. Specifically, IAS 12 will require that deferred tax arising from a non-depreciable asset measured using the revaluation model in IAS 16 should always reflect the tax consequences of recovering the carrying amount of the underlying asset through sale. Effective implementation date is for annual periods beginning on or after 1 January 2012.

The jurisdictions in which the Group operates do not have a different tax charge for sale or consumption of the assets. While the amendment is applicable, it has no impact on the financial statement of the Group.



# Notes to the Interim Condensed Consolidated Financial Statements

30 June 2012

## 2. BASIS OF PREPARATION AND ACCOUNTING POLICIES (continued)

### 2.2 Impact of amended International Financial Reporting Standards (continued)

#### **IAS 12 – Deferred Tax: Recovery of Underlying Assets (Amendment) (continued)**

The following amendments to IFRSs standards did not have any impact on the accounting policies, financial position or performance of the Group:

#### **IFRS 7 – Disclosures – Transfers of financial assets (Amendment)**

The IASB issued an amendment to IFRS 7 that enhances disclosures for financial assets. These disclosures relate to assets transferred (as defined under IAS 39). If the assets transferred are not derecognised entirely in the financial statements, an entity has to disclose information that enables users of financial statements to understand the relationship between those assets which are not derecognised and their associated liabilities. If those assets are derecognised entirely, but the entity retains a continuing involvement, disclosures have to be provided that enable users of financial statements to evaluate the nature of, and risks associated with, the entity's continuing involvement in those derecognised assets. Effective implementation date is for annual periods beginning on or after 1 July 2011 with no comparative requirements.

#### **IFRS 1 – Severe Hyperinflation and Removal of Fixed Dates for First-time Adopters (Amendment)**

When an entity's date of transition to IFRS is on or after the functional currency normalisation date, the entity may elect to measure all assets and liabilities held before the functional currency normalisation date, at fair value on the date of transition to IFRS. This fair value may be used as the deemed cost of those assets and liabilities in the opening IFRS statement of financial position. However, this exemption may only be applied to assets and liabilities that were subject to severe hyperinflation. Effective implementation date is for annual periods beginning on or after 1 July 2011 with early adoption permitted.

The Group has not early adopted any other standard, interpretation or amendment that has been issued but is not yet effective.

### 2.3 Issued but not yet effective International Financial Reporting Standards

The Group has not applied the following new and revised IFRSs, that have been issued but are not yet effective, in these interim condensed consolidated financial statements.

IFRS 7 Amendments	Amendments to IFRS 7 <i>Financial Instruments: Disclosures – Offsetting Financial Assets and Financial Liabilities</i> <sup>2</sup>
IFRS 9	<i>Financial Instruments</i> <sup>4</sup>
IFRS 10	<i>Consolidated Financial Statements</i> <sup>2</sup>
IFRS 11	<i>Joint Arrangements</i> <sup>2</sup>
IFRS 12	<i>Disclosure of Interests in Other Entities</i> <sup>2</sup>
IFRS 13	<i>Fair Value Measurement</i> <sup>2</sup>
IAS 1 Amendments	<i>Presentation of Financial Statements</i> <sup>1</sup>
IAS 19 Amendments	<i>Employee Benefits</i> <sup>2</sup>
IAS 27 (2011)	<i>Separate Financial Statements</i> <sup>2</sup>
IAS 28 (2011)	<i>Investments in Associates and Joint Ventures</i> <sup>2</sup>
IAS 32 Amendments	Amendments to IAS 32 <i>Financial Instruments: Presentation – Offsetting Financial Assets and Financial liabilities</i> <sup>3</sup>
IFRIC 20	<i>Stripping Costs in the Production Phase of a Surface Mine</i> <sup>2</sup>

# Notes to the Interim Condensed Consolidated Financial Statements

30 June 2012

## 2. BASIS OF PREPARATION AND ACCOUNTING POLICIES (continued)

### 2.3 Issued but not yet effective International Financial Reporting Standards (continued)

- <sup>1</sup> Effective for annual periods beginning on or after 1 July 2012
- <sup>2</sup> Effective for annual periods beginning on or after 1 January 2013
- <sup>3</sup> Effective for annual periods beginning on or after 1 January 2014
- <sup>4</sup> Effective for annual periods beginning on or after 1 January 2015

The Group is in the process of making an assessment of the impact of these new and revised IFRSs upon initial application. So far, the Group considers that these new and revised IFRSs are unlikely to have a significant impact on the Group's results of operations and financial position.

## 3. OPERATING SEGMENT INFORMATION

For management purposes, the Group is organised into business units based on their products and services and has two reportable operating segments as follows:

- (a) Natural gas – this segment engages in the sale of natural gas and gas appliances and the provision of construction and connection services of natural gas pipelines.
- (b) Wind power – this segment develops, manages and operates wind power plants and generates electric power for sale to external power grid companies.

Management monitors the operating results of the Group's operating segments separately for the purpose of making decisions about resources allocation and performance assessment. Segment performance is evaluated based on reportable segment profit or loss, which is a measure of adjusted profit or loss after tax. The adjusted profit or loss after tax is measured consistently with the Group's profit or loss after tax except that interest income and head office and corporate expenses are excluded from measurement.

Segment assets exclude the unallocated head office and corporate assets as these assets are managed on a group basis.

Segment liabilities exclude the unallocated head office and corporate liabilities as these liabilities are managed on a group basis.

# Notes to the Interim Condensed Consolidated Financial Statements

30 June 2012

## 3. OPERATING SEGMENT INFORMATION (continued)

The following tables present revenue, profit and certain asset, liability and expenditure information for the Group's operating segments for the six-month periods ended 30 June 2012 and 2011.

Six-month period ended 30 June 2012

	Natural gas RMB'000 (Unaudited)	Wind power RMB'000 (Unaudited)	Total RMB'000 (Unaudited)
<b>Segment revenue:</b>			
Sales to external customers	1,271,077	571,396	1,842,473
Intersegment sales	-	-	-
Total revenue	1,271,077	571,396	1,842,473
<b>Segment results</b>	235,520	450,187	685,707
Interest income	1,332	2,041	3,373
Finance costs	(17,285)	(137,426)	(154,711)
Income tax expense	(29,292)	(6,726)	(36,018)
Profit for the period of segments	190,275	308,076	498,351
Unallocated interest income			1,175
Unallocated finance costs			(307)
Corporate and other unallocated expenses			(9,358)
Profit for the period			489,861
<b>Segment assets</b>	1,849,214	11,844,347	13,693,561
Corporate and other unallocated assets			892,739
Total assets			14,586,300
<b>Segment liabilities</b>	1,130,236	7,113,634	8,243,870
Corporate and other unallocated liabilities			74,387
Total liabilities			8,318,257
<b>Other segment information:</b>			
Segment depreciation and amortisation	29,193	198,312	227,505
Unallocated depreciation and amortisation			338
			227,843
Share of profits of associates	-	55,484	55,484
Investments in associates	-	438,655	438,655
Segment capital expenditure *	63,441	474,392	537,833
Unallocated capital expenditure *			69
Total capital expenditure *			537,902

# Notes to the Interim Condensed Consolidated Financial Statements

30 June 2012

## 3. OPERATING SEGMENT INFORMATION (continued)

Six-month period ended 30 June 2011

	Natural gas RMB'000 (Unaudited)	Wind power RMB'000 (Unaudited)	Total RMB'000 (Unaudited)
<b>Segment revenue:</b>			
Sales to external customers	1,142,396	489,379	1,631,775
Intersegment sales	–	–	–
<b>Total revenue</b>	<b>1,142,396</b>	<b>489,379</b>	<b>1,631,775</b>
<b>Segment results</b>			
Interest income	202,777	411,214	613,991
Finance costs	1,338	2,116	3,454
Income tax expense	(8,194)	(98,565)	(106,759)
	(23,992)	(33,936)	(57,928)
Profit for the period of segments	171,929	280,829	452,758
Unallocated interest income			5,730
Unallocated finance costs			(2,270)
Corporate and other unallocated expenses			(15,997)
<b>Profit for the period</b>			<b>440,221</b>
<b>Other segment information:</b>			
Segment depreciation and amortisation	23,616	141,490	165,106
Unallocated depreciation and amortisation			329
			165,435
<b>Capital expenditure*</b>	<b>150,650</b>	<b>1,123,932</b>	<b>1,274,582</b>

\* Capital expenditure mainly consists of additions to items of property, plant and equipment, prepaid land lease payments, intangible assets and the non-current prepayment on acquisition of items of property, plant and equipment.

### Geographical information

No further geographical information is presented as the Group's revenue is derived from customers based in Mainland China, and the Group's assets are located in Mainland China.

# Notes to the Interim Condensed Consolidated Financial Statements

30 June 2012

## 4. REVENUE, OTHER INCOME AND GAINS

Revenue, which is also the Group's turnover, represents: (1) the net invoiced value of natural gas and electricity sold, net of value-added tax and government surcharges; and (2) the value of services rendered.

An analysis of the Group's revenue, other income and gains is as follows:

	<b>Six-month period ended 30 June</b>	
	<b>2012</b>	2011
	<b>RMB'000</b>	RMB'000
	<b>(Unaudited)</b>	(Unaudited)
<b>Revenue</b>		
Sales of natural gas	<b>1,243,814</b>	1,125,621
Sales of electricity	<b>571,352</b>	489,379
Construction and connection of natural gas pipelines	<b>5,614</b>	11,069
Natural gas transportation service and other natural gas services	<b>21,649</b>	5,706
Wind power services	<b>44</b>	–
	<b>1,842,473</b>	1,631,775
<b>Other income and gains, net</b>		
Government grants:		
– CERs income, net	<b>68,062</b>	48,132
– Value-added tax refunds	<b>–</b>	4,039
Bank interest income	<b>4,548</b>	9,184
Others	<b>8,189</b>	1,030
	<b>80,799</b>	62,385

# Notes to the Interim Condensed Consolidated Financial Statements

30 June 2012

## 5. PROFIT BEFORE TAX

The Group's profit before tax is arrived at after charging/(crediting):

	<b>Six-month period ended 30 June</b>	
	<b>2012</b>	2011
	<b>RMB'000</b>	RMB'000
	<b>(Unaudited)</b>	(Unaudited)
Cost of goods sold	<b>1,208,922</b>	1,065,085
Cost of services rendered	<b>1,597</b>	6,098
<b>Total cost of sales</b>	<b>1,210,519</b>	1,071,183
Depreciation of items of property, plant and equipment	<b>164,425</b>	128,720
Amortisation of prepaid land lease payments	<b>1,620</b>	1,022
Amortisation of intangible assets	<b>61,798</b>	35,693
<b>Total depreciation and amortisation</b>	<b>227,843</b>	165,435
Minimum lease payments under operating leases of land and buildings	<b>3,014</b>	1,094
Employee benefit expenses (including directors' and supervisors' remuneration):		
Wages, salaries and allowances	<b>40,440</b>	23,229
Pension scheme contributions (defined contribution scheme)	<b>3,728</b>	1,682
Welfare and other expenses	<b>12,443</b>	8,144
Loss/(gain) on disposal of items of property, plant and equipment, net	<b>209</b>	(17)
Foreign exchange losses, net	<b>7,242</b>	4,738

# Notes to the Interim Condensed Consolidated Financial Statements

30 June 2012

## 6. FINANCE COSTS

	<b>Six-month period ended 30 June</b>	
	<b>2012</b>	2011
	<b>RMB'000</b>	RMB'000
	<b>(Unaudited)</b>	(Unaudited)
Interest expense on bank loans and other borrowings	<b>209,781</b>	131,142
Less: Interest capitalised to property, plant and equipment	<b>(54,763)</b>	(22,113)
	<b>155,018</b>	109,029

## 7. INCOME TAX EXPENSE

A subsidiary of the Company is an equity joint venture in which a foreign investor owns a 45% shareholding interest. It is identified as a manufacturing enterprise with an operating period of 10 years or more which is entitled to a tax holiday of a two-year full exemption followed by a three-year 50% exemption commencing from its first profit-making year after offsetting accumulated tax losses, if any. However, pursuant to *Notice of the State Council on the Implementation of the Transitional Preferential Tax Policies* (國務院關於實施企業所得稅過渡優惠政策的通知) (Guofa [2007] No. 39), the subsidiary has started enjoying the tax holiday from the year 2008 due to the income tax reform.

In addition, pursuant to Caishui [2008] No. 46 *Notice on the Execution of the Catalogue of Public Infrastructure Projects Entitled for Preferential Tax Treatment* ("Circular 46") (財政部、國家稅務總局關於執行公共基礎設施項目企業所得稅優惠目錄有關問題的通告), certain subsidiaries of the Company, which were set up after 1 January 2008 and are engaged in public infrastructure projects, are each entitled to a tax holiday of a three-year full exemption followed by a three-year 50% exemption commencing from their respective first year generating operating income ("3+3 tax holiday"). As at 30 June 2012, these entities were in the process of the preparation and submission of the required documents to the respective tax authorities to qualify for the 3+3 tax holidays.

Under the relevant PRC Corporate Income Tax Law and respective regulations, except for certain preferential treatment available to certain subsidiaries of the Company as mentioned above, the entities within the Group were subject to corporate income tax at a rate of 25% during the six-month periods ended 30 June 2012 and 2011.

No Hong Kong profits tax has been provided because the Group did not generate any assessable profits in Hong Kong for the six-month periods ended 30 June 2012 and 2011.

	<b>Six-month period ended 30 June</b>	
	<b>2012</b>	2011
	<b>RMB'000</b>	RMB'000
	<b>(Unaudited)</b>	(Unaudited)
Current income tax – Mainland China	<b>35,925</b>	57,836
Deferred income tax	<b>93</b>	92
Tax charge for the period	<b>36,018</b>	57,928

# Notes to the Interim Condensed Consolidated Financial Statements

30 June 2012

## 8. DIVIDENDS

The dividends for the six-month periods ended 30 June 2012 and 2011 are set out below:

	<b>Six-month period ended 30 June</b>	
	<b>2012</b>	2011
	<b>RMB'000</b>	RMB'000
	<b>(Unaudited)</b>	(Unaudited)
Dividends:		
Declared Special Dividend (note (a))	–	41,978
Declared final dividend – RMB5.8 cent (2010: RMB0.5 cent) per ordinary share (note (b))	<b>187,829</b>	16,192
	<b>187,829</b>	58,170

Notes:

- (a) Pursuant to an ordinary resolution passed by the shareholders on 9 February 2010, the shareholders of the Company approved a dividend plan that a special dividend would be declared and paid to the shareholders of the Company: HECIC and HECIC Water Investment Co., Ltd. (河北建投水務投資有限公司, "HECIC Water", a wholly-owned subsidiary of HECIC incorporated in the PRC), according to their respective shareholding interests in the Company ("Special Dividend"), for the net profit of the Group attributable to the owners of the Company earned for the period from 1 April 2010 up to the day immediately prior to the Listing.

The Special Dividend paid to HECIC and HECIC Water was in an aggregate amount of RMB41,978,000, which is determined based on (1) the net profit of the Group attributable to the owners of the Company as stated in the audited consolidated financial statements of the Group, prepared in accordance with the Accounting Standards for Business Enterprises issued by the Ministry of Finance of the PRC in 2006, and other related regulations issued by the Ministry of Finance (collectively "PRC GAAP") and IFRSs, whichever is lower, after deducting any appropriation to the statutory and discretionary reserve funds, if any, for the seven-month period ended 31 October 2010, minus (2) the profit of the Group attributable to the owners of the Company for the period from the day of the Listing to 31 October 2010. The net profit of the Group attributable to the owners of the Company for the period from the day of the Listing to 31 October 2010 equals the amount, calculated on a pro-rata basis, of the net profit of the Group attributable to the owners of the Company, as stated in the audited consolidated financial statements of the Group, prepared in accordance with PRC GAAP and IFRSs, whichever is lower, after deducting any appropriation to the statutory and discretionary reserve funds, if any, for the seven-month period ended 31 October 2010.

The Special Dividend was declared on 28 March 2011 and approved by the Company's shareholders at the annual general meeting on 3 June 2011, and was settled in full on 30 June 2011.

- (b) At the annual general meeting held on 4 June 2012, the Company's shareholders approved the payment of the final dividend for the year ended 31 December 2011 of RMB0.058 per share which amounted to RMB187,829,000, which was settled in full on 29 June 2012. At the annual general meeting held on 3 June 2011, the Company's shareholders approved the payment of the final dividend for the year ended 31 December 2010 of RMB0.005 per share which amounted to RMB16,192,000 and was settled in full in June and July 2011.

The Directors did not recommend the payment of an interim dividend for the six-month period ended 30 June 2012.



## Notes to the Interim Condensed Consolidated Financial Statements

30 June 2012

### 9. EARNINGS PER SHARE ATTRIBUTABLE TO ORDINARY EQUITY HOLDERS OF THE COMPANY

The calculation of basic earnings per share is based on the profit attributable to ordinary equity holders of the Company, and the weighted average number of ordinary shares in issue during the six-month periods ended 30 June 2012 and 2011.

	<b>Six-month period ended 30 June</b>	
	<b>2012</b>	2011
	<b>RMB'000</b>	RMB'000
	<b>(Unaudited)</b>	(Unaudited)
<b>Earnings:</b>		
Profit attributable to ordinary equity holders of the Company, used in the basic earnings per share calculation	<b>360,581</b>	340,179
	<b>Number of shares</b>	
	<b>Six-month period ended 30 June</b>	
	<b>2012</b>	2011
	<b>(Unaudited)</b>	(Unaudited)
<b>Shares:</b>		
Weighted average number of ordinary shares in issue during the period used in the basic earnings per share calculation	<b>3,238,435,000</b>	3,238,435,000

The Company did not have any dilutive potential ordinary shares during these periods.

### 10. PROPERTY, PLANT AND EQUIPMENT

During the six-month period ended 30 June 2012, the Group acquired property, plant and equipment with an aggregate cost amounting to approximately RMB575,781,000 (six-month period ended 30 June 2011: RMB318,128,000).

During the six-month period ended 30 June 2012, items of property, plant and equipment with an aggregate net carrying value of approximately RMB460,000 were disposed of which resulted in a net loss on disposal of approximately RMB209,000 and recorded as other expenses. During the six-month period ended 30 June 2011, items of property, plant and equipment with an aggregate net carrying value of approximately RMB66,000 were disposed of which resulted in a net gain on disposal of approximately RMB17,000 and recorded as other income and gains.

During the six-month period ended 30 June 2011, the Group entered into a service concession arrangement with a governmental authority concerning the operation of its self-constructed wind power plant on 25 April 2011. Pursuant to this service concession arrangement, the Group transferred the carrying amount of the related property, plant and equipment of RMB934,372,000 and the prepaid land lease payments of RMB6,054,000 to operating concession as an intangible asset. The arrangement involves the Group as an operator operating and maintaining the infrastructure at a specified level of serviceability for a period of 25 years (the "service concession period") and restoring the site of the infrastructure at a specified level of serviceability at the end of the service concession period, and the Group will be paid for its service over the relevant period of the service concession arrangement at a price stipulated through a pricing mechanism.

## Notes to the Interim Condensed Consolidated Financial Statements

30 June 2012

### 11. PREPAYMENTS, DEPOSITS AND OTHER RECEIVABLES

	<b>As at 30 June 2012 RMB'000 (Unaudited)</b>	As at 31 December 2011 RMB'000 (Audited)
Prepayments to suppliers	722,869	557,944
Deductible VAT (i)	816,690	833,616
CERs receivable	142,925	97,942
Deposits and other receivables	22,608	16,877
Other prepayments	2,414	204,095
	<b>1,707,506</b>	1,710,474
Portion classified as non-current assets	<b>(1,350,090)</b>	(1,420,307)
Current portion	<b>357,416</b>	290,167

(i) Deductible VAT mainly represents the input VAT relating to acquisition of equipment subsequent to 1 January 2009, which is deductible from output VAT since 1 January 2009. Input VAT relating to acquisition of equipment before 1 January 2009 was recorded as part of the costs of the related assets.

(ii) The amounts due from related parties included in the prepayments, deposits and other receivables are as follows:

	<b>As at 30 June 2012 RMB'000 (Unaudited)</b>	As at 31 December 2011 RMB'000 (Audited)
HECIC	2,233	–
Fellow subsidiaries	1,088	1,121
	<b>3,321</b>	1,121

The Group does not have any prepayments, deposits and other receivables that were past due, and individually or collectively considered to be impaired. Prepayments, deposits and other receivables that were neither past due nor impaired relate to balances for which there was no recent history of default.

The above amounts are unsecured, non-interest-bearing and have no fixed terms of repayment.

## Notes to the Interim Condensed Consolidated Financial Statements

30 June 2012

### 12. TRADE AND BILLS RECEIVABLES

The majority of the Group's revenues are generated through sales of natural gas and electricity. The credit period offered by the Group to customers of natural gas and electricity generally ranges from one month to two months. The Group seeks to maintain strict control over its outstanding receivables and minimise credit risk. Overdue balances are reviewed regularly by senior management. Trade receivables are non-interest-bearing.

	<b>As at 30 June 2012 RMB'000 (Unaudited)</b>	As at 31 December 2011 RMB'000 (Audited)
Trade receivables	564,612	231,103
Bills receivables	72,870	165,342
Impairment	-	-
	<b>637,482</b>	396,445

An aged analysis of trade and bills receivables, based on the invoice date, as at the reporting date is as follows:

	<b>As at 30 June 2012 RMB'000 (Unaudited)</b>	As at 31 December 2011 RMB'000 (Audited)
Within 3 months	418,284	267,324
3 to 6 months	188,748	117,923
6 months to 1 year	26,178	8,464
1 to 2 years	4,102	2,734
2 to 3 years	170	-
	<b>637,482</b>	396,445

Included in the trade receivables as at 30 June 2012 is a receivable under two service concession arrangements in the amount of RMB87,634,000 (31 December 2011: RMB32,264,000).

The amounts due from fellow subsidiaries included in the trade receivables are as follows:

	<b>As at 30 June 2012 RMB'000 (Unaudited)</b>	As at 31 December 2011 RMB'000 (Audited)
Fellow subsidiaries	908	908

The above amounts are unsecured, non-interest-bearing and repayable on similar credit terms to those offered to the major customers of the Group.

## Notes to the Interim Condensed Consolidated Financial Statements

30 June 2012

### 13. CASH AND CASH EQUIVALENTS AND PLEDGED DEPOSITS

	<b>As at 30 June 2012 RMB'000 (Unaudited)</b>	As at 31 December 2011 RMB'000 (Audited)
Cash and bank balances	903,355	308,066
Time deposits	142,630	611,500
	<b>1,045,985</b>	919,566
Less: Pledged bank balances for letters of guarantee	<b>(64)</b>	(64)
Cash and cash equivalents in the consolidated statements of financial position	<b>1,045,921</b>	919,502
Less: Non-pledged time deposits with original maturity of more than three months when acquired	–	(200,000)
Cash and cash equivalents in the consolidated statements of cash flows	<b>1,045,921</b>	719,502
Cash and bank balances and time deposits denominated in:		
– RMB	<b>1,028,100</b>	912,567
– Other currencies	<b>17,885</b>	6,999
	<b>1,045,985</b>	919,566

### 14. TRADE PAYABLES

Trade payables are non-interest-bearing and are normally settled within six months.

	<b>As at 30 June 2012 RMB'000 (Unaudited)</b>	As at 31 December 2011 RMB'000 (Audited)
Trade payables	<b>119,522</b>	125,325

## Notes to the Interim Condensed Consolidated Financial Statements

30 June 2012

### 14. TRADE PAYABLES (CONTINUED)

An aged analysis of the Group's trade payables, based on the invoice date, as at the reporting date is as follows:

	<b>As at 30 June 2012 RMB'000 (Unaudited)</b>	As at 31 December 2011 RMB'000 (Audited)
Within 6 months	51,071	99,988
6 months to 1 year	55,289	11,055
1 to 2 years	9,761	11,641
2 to 3 years	1,944	1,625
More than 3 years	1,457	1,016
	<b>119,522</b>	125,325

### 15. OTHER PAYABLES AND ACCRUALS

For retention money payables in respect of warranties granted by the suppliers, the due dates usually range from one to three years after the completion of the construction work or the preliminary acceptance of equipment.

	<b>As at 30 June 2012 RMB'000 (Unaudited)</b>	As at 31 December 2011 RMB'000 (Audited)
Retention money payables	246,892	219,968
Dividend payable to non-controlling shareholders	45,000	9,583
Wind turbine and related equipment payables	461,425	490,890
Advances from customers	72,063	99,417
Construction payables	56,377	92,147
Accrued salaries, wages and benefits	12,161	20,700
Other taxes payable	30,054	8,691
Interest payable	74,209	62,631
Accrued expense	40,125	40,125
Others	32,306	29,951
	<b>1,070,612</b>	1,074,103
Portion classified as current liabilities	<b>(1,027,741)</b>	(1,048,133)
Non-current portion	<b>42,871</b>	25,970

Except for retention money payables which have fixed repayment terms, the above amounts are unsecured, non-interest-bearing and have no fixed terms of repayment.

## Notes to the Interim Condensed Consolidated Financial Statements

30 June 2012

### 15. OTHER PAYABLES AND ACCRUALS (CONTINUED)

The amounts due to related parties included in other payables and accruals are as follows:

	<b>As at 30 June 2012 RMB'000 (Unaudited)</b>	As at 31 December 2011 RMB'000 (Audited)
HECIC	–	912
Fellow subsidiaries	<b>629</b>	314
	<b>629</b>	1,226

### 16. OPERATING LEASE ARRANGEMENTS

#### As lessee

As at 30 June 2012, the Group had the following total future minimum lease payments under non-cancellable operating leases in respect of land and buildings:

	<b>As at 30 June 2012 RMB'000 (Unaudited)</b>	As at 31 December 2011 RMB'000 (Audited)
Within one year	<b>4,175</b>	3,489
In the second to fifth years, inclusive	<b>1,113</b>	3,138
Beyond five years	<b>124</b>	122
	<b>5,412</b>	6,749

## Notes to the Interim Condensed Consolidated Financial Statements

30 June 2012

### 17. COMMITMENTS

In addition to the operating lease commitments details above, the Group had the following capital commitments as at 30 June 2012:

	<b>As at 30 June 2012 RMB'000 (Unaudited)</b>	As at 31 December 2011 RMB'000 (Audited)
Contracted, but not provided for		
– Property, plant and equipment	<b>1,613,233</b>	1,456,665
– Capital contributions payable to associates	<b>320,000</b>	320,000
	<b>1,933,233</b>	1,776,665
Authorised, but not contracted for		
– Property, plant and equipment	<b>2,405,300</b>	4,672,652
– Capital contributions payable to associates	<b>114,000</b>	4,900
	<b>2,519,300</b>	4,677,552

### 18. CONTINGENT LIABILITIES

- (a) Pursuant to the reorganisation agreement entered into between HECIC, HECIC Water and the Company (the “Reorganisation Agreement”), except for liabilities constituting or arising out of or relating to the businesses undertaken by the Company after the Reorganisation, no liabilities were assumed by the Company and the Company is not liable, whether severally, or jointly and severally, for debts and obligations incurred prior to the Reorganisation by HECIC. HECIC has also undertaken to indemnify the Company in respect of any loss or damage incurred relating to the clean energy business operations prior to their transfer by HECIC to the Company in the Reorganisation, and any loss or damage suffered or incurred by the Company as a result of any breach by HECIC of any provision of the Reorganisation Agreement. The Company has also undertaken to indemnify HECIC and HECIC Water in respect of any damage suffered or incurred by HECIC and HECIC Water as a result of any breach by the Company of any provision of the Reorganisation Agreement.
- (b) Up to the date of these interim condensed consolidated financial statements, there have been no rules issued on whether CERs are subject to any VAT or business tax. Based on the discussions with local tax authorities, the Directors of the Company are of the opinion that no such taxes will be applicable to CERs. Therefore, the Group has not made any provision on such contingencies.

# Notes to the Interim Condensed Consolidated Financial Statements

30 June 2012

## 19. RELATED PARTY TRANSACTIONS

(a) The Group had the following material transactions with related parties during the six-month period ended 30 June 2012:

(i) Transactions with HECIC \*

On 31 March 2010, HECIC, China Pacific Asset Management Co., Ltd. (the "Insurance Lender") and HECIC New-energy Co., Ltd. ("HECIC New-energy", a subsidiary of the Company) entered into a secured insurance loan investment agreement pursuant to which the Insurance Lender agreed to syndicate and lend to HECIC New-energy RMB1.3 billion for a term of seven years and HECIC irrevocably agreed to guarantee the payment obligations of HECIC New-energy under the insurance loan investment agreement (the "Insurance Loan Guarantee"). No fee is payable or charged by HECIC in relation to its provision of the Insurance Loan Guarantee to HECIC New-energy. On 18 June 2010, HECIC New-energy fully drew down the syndicated loan of RMB1.3 billion from the Insurance Lender.

On 19 September 2010, the Company entered into an agreement with HECIC which governs the use of trademarks granted by HECIC to the Group.

On 30 August 2011, the Company entered into an agreement with HECIC pursuant to which HECIC agreed to provide a guarantee to the Company for the issuance of domestic corporate bonds with an aggregate nominal value of up to RMB2.0 billion. The guarantee is unconditional and irrevocable with an annual charge of 0.3% of the nominal value of the corporate bonds to the Company by HECIC. On 18 November 2011, the Company issued domestic corporate bonds with an aggregate nominal value of RMB2.0 billion. Guarantee fee of approximately RMB3,000,000 is paid or charged by HECIC for the period ended 30 June 2012.

(ii) Transactions with fellow subsidiaries \*

	Six-month period ended 30 June	
	2012	2011
	RMB'000	RMB'000
	(Unaudited)	(Unaudited)
Fellow subsidiaries		
Sale of natural gas	72	167
Rental expenses	3,231	911

In the opinion of the Directors, the above related party transactions were conducted in the ordinary course of business.



# Notes to the Interim Condensed Consolidated Financial Statements

30 June 2012

## 19. RELATED PARTY TRANSACTIONS (CONTINUED)

(a) The Group had the following material transactions with related parties during the six-month period ended 30 June 2012 (continued):

(iii) Transactions with other State-owned Enterprises in the PRC

The Group is indirectly controlled by the PRC government and operates in an economic environment predominated by entities directly or indirectly owned or controlled by the government through its agencies, affiliates or other organisations (collectively “State-owned Enterprises” (“SOEs”). During the period, the Group had transactions with other SOEs, other than HECIC and its subsidiaries, including, but not limited to, sales of electricity and natural gas, depositing and borrowing money and purchase of natural gas, materials, receiving construction work services, and entering into service concession arrangement, in the normal course of business at terms comparable to those with other non-SOEs.

The receipt of construction work service from SOEs and sales of natural gas to SOEs are individually not significant. The individually significant transactions with SOEs are as follows:

	<b>Six-month period ended 30 June</b>	
	<b>2012</b>	2011
	<b>RMB'000</b>	RMB'000
	<b>(Unaudited)</b>	(Unaudited)
Continuing transactions		
Sales of electricity *		
– North China Grid Company Limited (note)	<b>172,122</b>	401,847
– Jibei Electric Power Company Limited (note)	<b>241,211</b>	–
– Hebei Electric Power Corporation (note)	<b>152,567</b>	109,786
– Shanxi Electric Power Company Limited (note)	<b>17,436</b>	–
	<b>583,336</b>	511,633
Purchase of natural gas		
– PetroChina Company Limited	<b>958,235</b>	857,177

Note: Including sales of electricity generated during the construction and testing period. These sales are not included in the revenue of electricity sales, and are offset against the cost of property, plant and equipment.

## Notes to the Interim Condensed Consolidated Financial Statements

30 June 2012

### 19. RELATED PARTY TRANSACTIONS (CONTINUED)

- (a) The Group had the following material transactions with related parties during the six-month period ended 30 June 2012 (continued):

- (iii) Transactions with other State-owned Enterprises in the PRC (continued)

The Group has certain of its cash and time deposits and outstanding interest-bearing bank borrowings with certain state-owned banks in the PRC as at 30 June 2012:

	<b>As at 30 June 2012 RMB'000 (Unaudited)</b>	As at 31 December 2011 RMB'000 (Audited)
Cash and cash equivalents	<b>1,031,500</b>	890,077
Short-term bank loans	<b>400,000</b>	306,420
Current portion of long-term bank loans	<b>187,700</b>	273,700
Long-term bank loans	<b>2,924,011</b>	2,505,011
	<b>3,511,711</b>	3,085,131

In addition, the Group entered into a service concession arrangement with a government authority, Hebei Energy Bureau (河北省能源局) (the English name is a direct translation of the Chinese name), during the six-month period ended 30 June 2011. Details of which are set out in note 10 to these interim condensed financial statements above.

In the opinion of the Directors, the above related party transactions were conducted in the ordinary course of business.

\* These related party transactions also constitute connected transactions or continuing connected transactions as defined in Chapter 14A of the Rules Governing the Listing.

- (b) Outstanding balances with related parties

Details of the outstanding balances with related parties are set out in notes 11, 12 and 15 to these interim condensed consolidated financial statements.

- (c) Compensation of key management personnel of the Group

	<b>Six-month period ended 30 June</b>	
	<b>2012 RMB'000 (Unaudited)</b>	2011 RMB'000 (Unaudited)
Short term employee benefits	<b>2,474</b>	621
Pension scheme contributions	<b>81</b>	32
	<b>2,555</b>	653

### 20. APPROVAL OF THE INTERIM CONDENSED CONSOLIDATED FINANCIAL STATEMENTS

These interim condensed consolidated financial statements were approved and authorised for issue by the Directors of the Company on 17 August 2012.

## Definitions

<b>“Approved Wind Power Project”:</b>	wind power project which has obtained a reply from the National Development and Reform Commission of the PRC or the relevant provincial Development and Reform Commission for their approval of commencing project construction
<b>“availability factor”:</b>	the amount of time that a wind turbine or a power plant is able to produce electricity after it starts commercial operations over a certain period divided by the amount of time in such period
<b>“average utilization hours”:</b>	the consolidated gross power generation in a specified period (in MWh or GWh) divided by the consolidated installed capacity in the same period (in MW or GW)
<b>“Board”:</b>	Board of Directors of the Company
<b>“CDM”:</b>	the Clean Development Mechanism, an arrangement under the Kyoto Protocol allowing industrialized countries to invest in projects that reduce greenhouse gas emissions in developing countries in order to earn emission credits
<b>“CNG”:</b>	compressed natural gas, a type of natural gas that is compressed to high density through imposing high-pressure to facilitate the ease and efficiency of transportation
<b>“CG Code”</b>	the Code on Corporate Governance Practices during the period from 1 January 2012 to 31 March 2012 and the Corporate Governance Code during the period from 1 April 2012 to 30 June 2012 as set out in Appendix 14 to the Listing Rules
<b>“Company”, “Our Company”, “we” or “us”:</b>	China Suntien Green Energy Corporation Limited
<b>“consolidated gross power generation”:</b>	the aggregate gross power generation, gross power delivered to grid of our project companies that we fully consolidate in our financial statements for a specified period

# Definitions

<b>“consolidated installed capacity” or “consolidated operating capacity”</b>	the aggregate installed capacity or operating capacity (as the case may be) of our project companies that we fully consolidate in our consolidated financial statements. This is calculated by including 100% of the installed capacity or operating capacity of our project companies that we fully consolidate in our consolidated financial statements and are deemed as our subsidiaries. Consolidated installed capacity and consolidated operating capacity do not include the capacity of our associated companies
<b>“Directors”:</b>	the Directors of the Company
<b>“gross power generation”:</b>	for a specified period, the total amount of electricity produced by a power plant in that period, consisting of net power delivered to grid, auxiliary electricity and electricity generated during the construction and testing period
<b>“Group”:</b>	the Company and its subsidiaries
<b>“GW”:</b>	unit of power, gigawatt, 1GW=1,000 MW
<b>“HECIC”:</b>	Hebei Construction & Investment Group Co., Ltd. (河北建設投資集團有限責任公司), a state-owned enterprise established in the PRC and the controlling shareholder of the Company, which invests in the energy and transportation infrastructure industries
<b>“Hong Kong Stock Exchange”:</b>	The Stock Exchange of Hong Kong Limited
<b>“installed capacity”:</b>	the capacity of the wind turbines that have been completely assembled and erected
<b>“kW”:</b>	unit of power, kilowatt, 1 kW=1,000 watts
<b>“kWh”:</b>	unit of energy, kilowatt-hour. The standard unit of energy used in the electric power industry. One kilowatt-hour is the amount of energy that would be consumed by a 1 kW electrical appliance one hour
<b>“Listing Rules”:</b>	The Rules Governing the Listing of Securities on the Stock Exchange of Hong Kong Limited

## Definitions

<b>“MW”:</b>	unit of power, megawatt. 1MW=1,000 kW. The installed capacity of power plants is generally expressed in MW
<b>“net power delivered to grid”:</b>	for a specified period, the total amount of electricity sold to the relevant local grid company by a power plant in that period, which equals to gross power generation less auxiliary electricity and the electricity generated during the construction and testing period. Income attributable to the sales of electricity generated during the construction and testing period is not included in the revenue of electricity sales, but is offset against the cost of property, plant and equipment
<b>“operating capacity”:</b>	the installed capacity of the wind turbines that have been connected to power grids and started generating electricity
<b>“Period”</b>	the period for the six months ended 30 June 2012
<b>“Preliminary Approved Project”:</b>	wind power project which has obtained a reply from the National Development and Reform Commission of the PRC or the relevant provincial Development and Reform Commission for their approval of commencing preliminary preparation for such wind power project

# Corporate Information

## REGISTERED NAME

新天綠色能源股份有限公司

## NAME IN ENGLISH

China Suntien Green Energy  
Corporation Limited

## REGISTERED OFFICE AND HEADQUARTER

9th Floor  
Block A  
Yu Yuan Plaza  
No.9 Yuhua West Road  
Shijiazhuang City  
Hebei Province  
PRC

## PRINCIPAL PLACE OF BUSINESS IN HONG KONG

Room 4202  
Far East Finance Centre  
16 Harcourt Road  
Admiralty, Hong Kong

## COMPANY'S WEBSITE

[www.suntien.com](http://www.suntien.com)

## STOCK CODE

00956

## LEGAL REPRESENTATIVE OF THE COMPANY

Dr. Li Lian Ping

## JOINT COMPANY SECRETARIES

Mr. Zhao hui  
Ms. Lam Yuen Ling, Eva

## DIRECTORS OF THE COMPANY

### Non-executive Directors

Dr. Li Lian Ping  
Mr. Zhao Hui Ning  
Mr. Xiao Gang

### Executive Directors

Dr. Cao Xin  
Mr. Gao Qing Yu  
Mr. Zhao Hui  
Mr. Sun Xin Tian

### Independent non-executive Directors

Mr. Qin Hai Yan  
Mr. Ding Jun  
Mr. Wang Xiang Jun  
Mr. Yue Man Yiu Matthew

### Supervisors of the Company

Mr. Yang Hong Chi  
Mr. Qiao Guo Jie  
Mr. Mi Xian Wei

## AUTHORIZED REPRESENTATIVES

Mr. Zhao Hui  
Ms. Lam Yuen Ling, Eva

# Corporate Information

## INDEPENDENT AUDITORS

Ernst & Young  
Certified Public Accountants  
22/F, CITIC Tower  
1 Tim Mei Avenue  
Hong Kong  
China

## LEGAL ADVISERS

### As to Hong Kong Law

Latham & Watkins  
18th Floor  
One Exchange Square  
Central  
Hong Kong

### As to PRC law

Jiayuan Law Firm  
F407-F408, Ocean Plaza  
158 Fuxing Men Nei Avenue  
Beijing  
PRC

## H SHARE REGISTRAR

Computershare Hong Kong Investor Services Limited  
Shops 1712-1716, 17th Floor  
Hopewell Centre  
183 Queen's Road East  
Wanchai  
Hong Kong

## PRINCIPAL BANKERS

China Construction Bank  
Shijiazhuang Ping'an Street Sub-branch  
No.30 Ping'an South Street  
Shijiazhuang City, Hebei province  
PRC

Bank of China  
Shijiazhuang Yuhua Sub-brand  
No.168 Yuhua East Road  
Shijiazhuang City, Hebei Province  
PRC

Agricultural Bank of China  
Shijiazhuang Xicheng Sub-branch  
No.85 Yuhua West Road  
Shijiazhuang City, Hebei Province  
PRC

Bank of Communications  
Hebei Branch,  
Shijiazhuang Yuhua West Sub-branch  
2/F, Block A, Yu Yuan Plaza  
No.9 Yuhua West Road  
Shijiazhuang City, Hebei Province  
PRC

By order of the Board  
**China Suntien Green Energy Corporation**  
**Limited**  
**Zhao Hui**  
*Executive Director/Joint Company Secretary*

Shijiazhuang City, Hebei Province, the People's Republic of China, 17 August 2012

*As at the date of this announcement, the non-executive directors of the Company are Dr. Li Lian Ping, Mr. Zhao Hui Ning and Mr. Xiao Gang; the executive directors of the Company are Dr. Cao Xin, Mr. Gao Qing Yu, Mr. Zhao Hui and Mr. Sun Xin Tian; and the independent non-executive directors of the Company are Mr. Qin Hai Yan, Mr. Ding Jun, Mr. Wang Xiang Jun and Mr. Yue Man Yiu Matthew.*